

SCHMITZ

A Sense of Confidence

varimed®
**Medical Furniture for Examination
and Treatment Areas**



varimed®

Couches, stools, medi-net tables, examination seats – of indispensable help for the daily routine

Long-wearing upholstery with
leatherette cover.

Rounded, reinforced
edges, seamless
upholstery.

All examination couches with spacer
block between frame and upholstery -
no risk of crushing fingers!

Tubular steel frame of
solid construction,
20 x 20 mm.

Levelling feet to
compensate unevenness
of floors.

Easy and fast height
adjustment by
"anatomic-Lift"
gas spring.

Friction-braked double,
plastic castors resistant
to abrasions.



2 ratchets completely made of metal - for longevity.

Tubular steel frame of solid construction, 40 x 20 mm, feet of couches, 30 x 30 mm.

Drawer of medi-net trolley move on ball-bearing precision rails for an easy running; designed also for high working stress.


High-quality powder coating of extreme knock and scratch resistance.




Double, plastic castors resistant to abrasions.

varimed[®] Couches

Examination & massage couch 211.108



Examination couch 211.112



Examination & massage couch 211.122



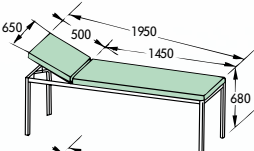
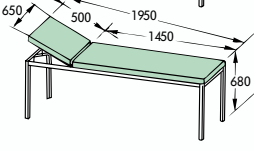
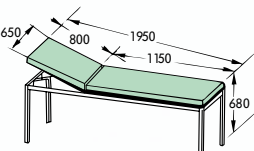
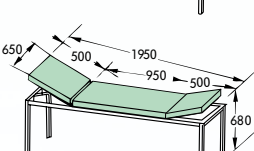


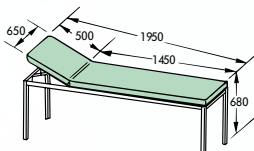
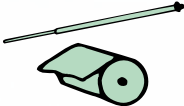
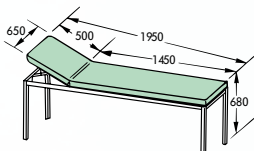
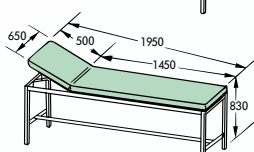


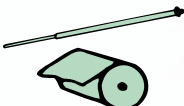
Examination couch 211.114



Examination & massage couches 211.118 and 211.119



All examination couches with spacer block between frame and upholstery!

Model No.	Description
211.108 	Examination couch €€ collapsible, rectangular steel tube frame, powder coated RAL 9002, RAL 9006 or RAL 9007, 2-section 50 mm thick foam rubber upholstery, levelling feet, head section adjustable up to +40°. Safe working load: 225 kg.
211.118 	Examination couch €€ collapsible, rectangular steel tube frame, powder coated RAL 9002, RAL 9006 or RAL 9007, 2-section 70 mm thick foam rubber upholstery, levelling feet, head section adjustable up to +40°. Safe working load: 225 kg.
211.119 	Examination couch €€ chromium-plated frame, otherwise like 211.118
211.112 	Examination couch €€ powder coated frame, 800 mm long head section adjustable up to +25°, otherwise like 211.118
211.113 	Examination couch €€ chromium-plated frame, 800 mm long head section adjustable up to +25°, otherwise like 211.118
211.114 	Examination couch €€ powder coated frame, two head sections adjustable up to +40°, otherwise like 211.118
211.115 	Examination couch €€ chromium-plated frame, two head sections adjustable up to + 40°, otherwise like 211.118
200.097 200.103 200.650 	Accessories: Paper roll holder for paper roll up to 500 mm width Paper roll , 500 mm wide Surcharge for coloured frame acc. to colour chart, for 211.108, 211.112, 211.114 and 211.118 Surcharge for head section with nose inlet (for 211.118 and 211.119) Filling for nose inlet
211.120 	Examination couch €€ collapsible, rectangular steel tube frame, powder coated RAL 9002, RAL 9006 or RAL 9007, 70 mm thick foam rubber upholstery with one-piece cover, levelling feet, head section adjustable up to +40°. Safe working load: 225 kg.
211.122 	Examination couch €€ with chromium-plated frame, otherwise like 211.120
211.902 	Examination & massage couch €€ 830 mm high, with transverse and longitudinal bracing, rectangular steel tube frame, powder coated RAL 9002, RAL 9006 or RAL 9007, 70 mm thick foam rubber upholstery with one-piece cover, levelling feet, head section adjustable up to 40°. Safe working load: 225 kg.
211.921 	Examination & massage couch €€ chromium-plated frame, otherwise like 211.902
200.097 200.103 200.650 	Accessories: Paper roll holder for paper roll up to 500 mm width Paper roll , 500 mm wide Surcharge for coloured frame acc. to colour chart, for 211.120 and 211.902

Note:
For orthopaedic and massage treatment, couches with transverse and longitudinal bracings are recommended!

4 Colours for leatherette upholstery in "classic" quality without surcharge
13 Colours for leatherette upholstery in "comfort" quality (surcharge 200.851/200.852).
Please see pages 26 and 27.
Standard powder-coating colours for frame: RAL 9002, RAL 9006 or RAL 9007,
Please indicate desired colour upon order placement.

varimed® Couches

Examination couch 211.200



Examination couch 211.162



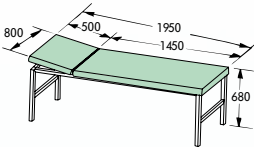
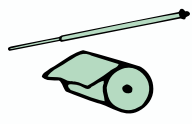

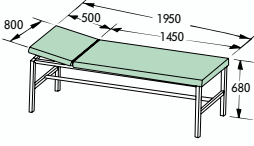
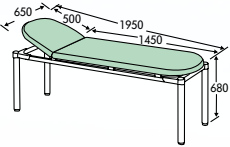
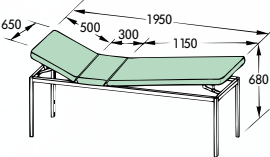
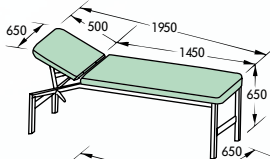
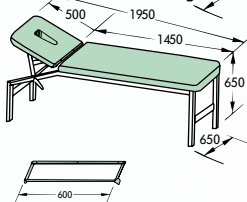
ECG examination & massage couch 211.131



Examination couch 211.194, 200.650



All examination couches with spacer block between frame and upholstery!

Model No.	Description
211.131 211.132 200.094 200.103 200.510 200.511 200.512 200.650	 <p>ECG examination couch €€ collapsible, 800 mm wide, rectangular steel tube frame, powder coated RAL 9002, RAL 9006 or RAL 9007, with lateral bracing, 70 mm thick foam rubber upholstery with 2-section cover, levelling feet, head section adjustable up to +40°. Safe working load: 225 kg.</p> <p>ECG examination couch €€ chromium-plated frame, otherwise like 211.131</p> <p>Accessories: Paper roll holder for 800 mm wide couches Paper roll, 500 mm wide Longitudinal bracing, additional, powder coated RAL 9002, RAL 9006 or RAL 9007, for 211.131 Longitudinal bracing, additional, chromium-coated, for 211.132 Longitudinal bracing, additional, powder coated according to colour chart Surcharge for coloured frame acc. to colour chart, for 211.131</p> 
211.133 	<p>Bariatric couch 800 mm wide, chromium-plated rectangular steel tube frame, collapsible feet, with transverse and longitudinal bracing, 2-section mattress, 70 mm thick foam rubber upholstery, levelling feet, head section adjustable up to +40°. Safe working load: 300 kg. Mobile version and special widths/lengths not available!</p> <p>Accessories: Paper roll holder for 800 mm wide couches Paper roll, 500 mm wide</p> 
211.200	<p>Examination couch €€ collapsible, circular steel feet of diam. 60 mm, rectangular steel tube frame, powder coated solely in RAL 9007, levelling feet, 2-section, 50 mm thick foam rubber upholstery, head section adjustable up to +35°. Edge protection and spacer blocks of plastic, silver. Safe working load: 225 kg. Mobile version and special widths/lengths not available.</p> <p>Accessories: Paper roll holder for paper rolls up to 500 mm width Paper roll, 500 mm wide</p> 
211.162	<p>Examination couch €€ chromium-plated rectangular steel tube frame, 3-section mattress, head and foot section can be raised, 70 mm thick foam rubber upholstery levelling feet, head section adjustable up to +40°, leg section up to +28°. Safe working load: 225 kg.</p> <p>Accessories: Paper roll holder for paper roll up to 500 mm width Paper roll, 500 mm wide</p> 
211.193	<p>Examination couch €€ rectangular steel tube frame, chromium-plated, 2-section 70 mm thick foam rubber upholstery, reclining head section, adjustment by means of safety clamp lever from +40° to -30°, levelling feet. Safe working load: 225 kg. Max. special width of 800 mm. Please refer to model no. 200.002.</p> <p>Accessories: Paper roll holder for paper roll up to 500 mm width Paper roll, 500 mm wide</p> 
211.194	<p>Examination couch €€ with nose inlet, otherwise like 211.193</p> <p>Accessories: Paper roll holder for paper roll up to 590 mm width, fitting at head section Paper roll holder for paper roll up to 500 mm width Paper roll, 500 mm wide Longitudinal bracing, additional, chromium-coated Longitudinal bracing, additional, powder coated according to colour chart Filling for nose inlet</p> 
200.000 200.001 200.002 200.003	<p>Surcharge for couches 211.112 – 211.194 with special design Different height up to 830 mm (from 700 mm height upwards, including transverse and longitudinal bracing) Mobility: 4 swivel-mounted castors diam. 125 mm, 2 castors with total locking device, antistatic, 1 castor with directional locking, with revolving bumpers diam. 150 mm, longitudinal bracing. (please indicate desired final height of couch!)</p> <p>Different width of +/- 150 mm (max. width of 900 mm) Different length of +/- 150 mm</p>

If both special height and width are required, surcharge will only be applicable once.
All castors are resistant to abrasions.

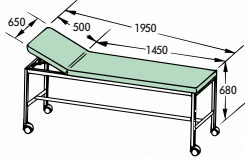
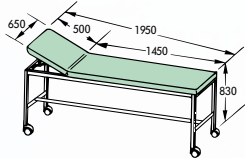
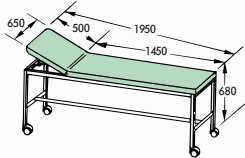
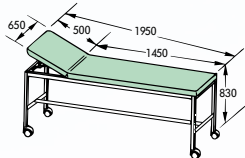
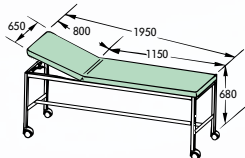
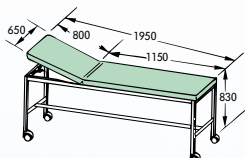
Note:
For orthopaedic and massage treatment, couches with transverse and longitudinal bracings are recommended!

varimed[®]

Couches, mobile

Recovery couches, mobile

All examination couches with spacer block between frame and upholstery!

Model No.	Description
211.930 	Examination & massage couch €€ with transverse and longitudinal bracing, rectangular steel tube frame, powder coated RAL 9002, RAL 9006 or RAL 9007, with 4 swivel-mounted castors diam. 125 mm, 2 castors with total locking device, antistatic, 1 castor with directional locking, with revolving bumpers diam. 150 mm, 70 mm foam rubber upholstery with one-piece cover, head section adjustable up to +40°. Safe working load: 225 kg.
211.931 	Examination & massage couch €€ powder coated frame, 830 mm height, otherwise like 211.930
211.935 	Examination & massage couch €€ chromium-plated frame, 680 mm height, otherwise like 211.930
211.936 	Examination & massage couch €€ chromium-plated frame, 830 mm height, otherwise like 211.930
211.937 	Recovery couch €€ chromium-plated frame, 680 mm height, with 800 mm long head section adjustable up to +25°, 100 mm thick upholstery with 2-section cover, otherwise like 211.930
211.938 	Recovery couch €€ chromium-plated frame, 830 mm height, with 800 mm long head section adjustable up to +25°, 100 mm thick upholstery with 2-section cover, otherwise like 211.930

Further models of recovery couches on page 10.

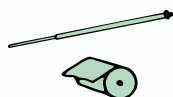
4 Colours for leatherette upholstery in "classic" quality without surcharge
13 Colours for leatherette upholstery in "comfort" quality (surcharge 200.851/200.852).
Please see pages 26 and 27.
Standard powder-coating colours for frame: RAL 9002, RAL 9006 or RAL 9007,
Please indicate desired colour upon order placement.



Model No.

Description

200.097



Accessories:

for couches 211.930 - 211.938

Paper roll holder

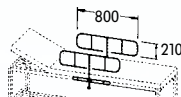
for paper roll up to 500 mm width

200.103

Paper roll

500 mm wide

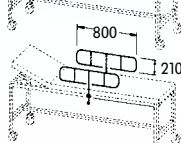
200.490



1 Side guard and 1 side rail

side guard laterally adjustable on side rail, chromium-plated, with clamp, fitted to rectangular steel tube frame couches, may be lowered down to height of upholstery

200.495



1 Side guard with clamp

screwed, rigid connection, fitted to rectangular steel tube frame couches, chromium-plated, may be lowered down to height of upholstery

200.555



All-round edge protection

of Trespa material, colours: white or black, between upholstery and frame, for 211.930 – 211.936

200.556

All-round edge protection

of Trespa material, colours: white or black, between upholstery and frame, for 211.937 and 211.938

200.550



Storage basket

formed to nest onto transverse or longitudinal bracing, basket 520 x 490 x 140 mm, chromium-plated

200.650

Surcharge for coloured frame

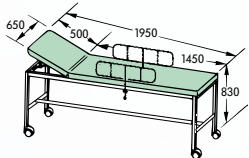
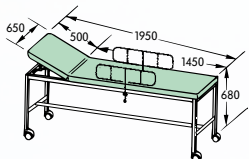
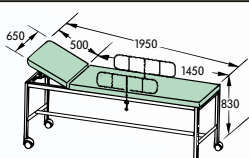
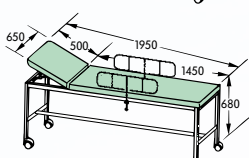




acc. to colour chart, for 211.930 and 211.931

All castors are resistant to abrasions.

4 Colours for leatherette upholstery in "classic" quality without surcharge
13 Colours for leatherette upholstery in "comfort" quality (surcharge 200.852).
Please see pages 26 and 27.
Standard powder-coating colours for frame: RAL 9002, RAL 9006 or RAL 9007,
Please indicate desired colour upon order placement.

varimed[®] Recovery couches, mobile

All examination couches with spacer block between frame and upholstery!

Model No.	Description
211.950	 <p>Recovery couch €€ chromium-plated rectangular steel tube frame, with transverse and longitudinal bracing, with 4 swivel castors diam. 125 mm, 2 castors with total locking device, antistatic, 1 castor with directional locking, with revolving bumpers diam. 150 mm. 70 mm thick foam rubber upholstery with one piece cover, head section adjustable up to +40°. Equipped with 2 side guards with attachments, chromium-plated, lowering up to height of upholstery. Safe working load: 225 kg.</p>
211.951	 <p>Recovery couch €€ chromium-plated frame, 680 mm height, otherwise like 211.950</p>
211.955	 <p>Recovery couch €€ chromium-plated rectangular steel tube frame, with transverse and longitudinal bracing, with 4 swivel castors diam. 125 mm, 2 castors with total locking device, antistatic, 1 castor with directional locking, with revolving bumpers diam. 150 mm. 100 mm thick foam rubber upholstery with 2-section cover, head section adjustable up to +40°. Equipped with 2 side guards with attachments, chromium-plated, lowering up to height of upholstery. Safe working load: 225 kg.</p>
211.956	 <p>Recovery couch €€ chromium-plated frame, 680 mm height, otherwise like 211.955</p>
200.097	<p>Accessories: Paper roll holder for paper roll up to 500 mm width</p>
200.103	 <p>Paper roll 500 mm wide</p>
200.555	 <p>All-round edge protection of Trespa material, colours: white or black, between upholstery and frame</p>
200.002	 <p>Surcharge for 800 mm wide couches (211.950 and 211.951)</p>
200.004	<p>Surcharge for 800 mm wide couches (211.955 and 211.956)</p>
200.550	 <p>Storage basket formed to nest onto transverse or longitudinal bracing, basket 520 x 490 x 140 mm, chromium-plated</p>
	<p>4 Colours for leatherette upholstery in "classic" quality without surcharge 13 Colours for leatherette upholstery in "comfort" quality (surcharge 200.852). Please see pages 26 and 27. Standard powder-coating colours for frame: RAL 9002, RAL 9006 or RAL 9007, Please indicate desired colour upon order placement.</p>




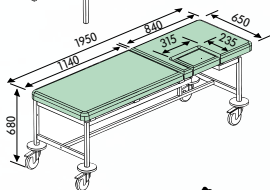
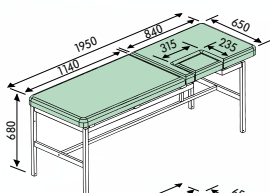
Please refer to the brochure no. 81 on page 4 for further product information.

varimed® Echocardiography couch

Echocardiography couch 211.945



Model No.	Description
211.940	Echocardiography examination couch C€ rectangular steel tube frame, with transverse and longitudinal bracing, powder coated RAL 9002, RAL 9006 or RAL 9007, levelling feet. 70 mm thick foam rubber upholstery with a 2-section cover. Head section with cut-out and detachable pillow, adjustable up to +25°. Safe working load: 225 kg.
211.945	Echocardiography examination couch C€ as 211.940, but with 4 swivel-mounted castors diam. 125 mm, 2 castors are with total locking device, antistatic and 1 with directional locking, with revolving bumpers diam. 150 mm
200.097 200.103 200.650	Accessories: Paper roll holder for paper rolls up to 500 mm width Paper roll , 500 mm wide Surcharge for coloured frame for couch 211.940 and 211.945 acc. to colour chart



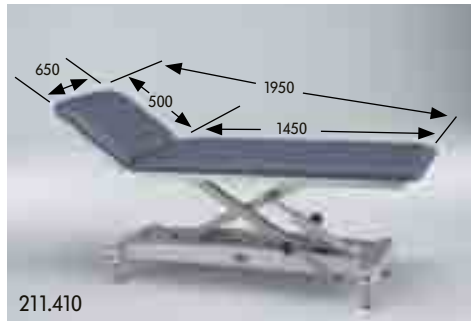
All castors are resistant to abrasions.

varimed® Height adjustable Examination and Massage couches



- Large and ergonomic height adjustment range
- No displacement of table-top during height adjustment
- Moulded base provides generous legspace






Description

Examination and Massage couch € 211.410

hydraulic height adjustment 500 to 920 mm by means of foot lever. Servo-assisted head section adjustment from -20° to +40°. 2-section upholstery 70mm thick, leatherette cover acc. to Schmitz colour chart. Powder coated chassis in white aluminium RAL 9006, grey aluminium RAL 9007 or grey white RAL 9002. Silver-grey plastic chassis cover. With 4 levelling feet, not electrically conductive. Safe working load: 225 kg



Examination and Massage couch € 211.420

as 211.410, but electromotive height adjustment from 500 to 920 mm by means of foot control unit, with safety ON/OFF switch to turn control element on or off, 2.40 m connecting cable with mains plug. Upon request, hand control instead of foot control unit.

1
Safety ON/OFF switch
 turns control element on or off.

Accessories:

2
Mobility 200.025
 4 closed double castors Ø 100 mm, 2 of which el. conductive, central lock per axis, 1 castor with directional lock (Height adjustment range remains the same)

Paper roll holder 200.093
 for paper roll up to 590 mm wide

Paper roll 200.103
 500 mm wide

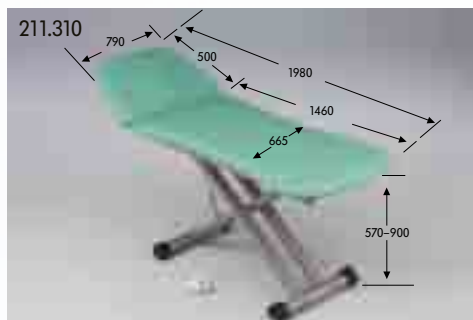
Head section with nose outlet 200.050

Surcharge for coloured chassis 200.653
 acc. to colour chart



4 Colours for leatherette upholstery in "classic" quality without surcharge
13 Colours for leatherette upholstery in "comfort" quality (surcharge 200.852).
Please see pages 26 and 27.
Standard powder-coating colours for frame: RAL 9002, RAL 9006 or RAL 9007,
Please indicate desired colour upon order placement.

varimed® Height-adjustable examination and massage couch



Description

Examination and massage couch € 211.310 – phase-out model –
electric-powered height adjustment from 570 to 900 mm via foot control. Servo-assisted head section adjustable from -30° to $+30^{\circ}$. 70 mm thick upholstery in two sections, covered in Schmitz colours. Powder coated chassis, grey white RAL 9002, white aluminium RAL 9006 or grey aluminium RAL 9007, with 2 castors at the foot. Two adjustable stationary feet at the head to compensate unevenness of floors. Stationary feet and cap of castors in black plastic material. Connection cable of 2.00 m with mains plug. Safe working load: 225 kg.

Examination and massage couch € 211.315 – phase-out model –
as 211.310, but head section with nose inlet.

Special dimensions of couches 211.310 and 211.315 not available!

Security device: Locking switch to activate or deactivate the foot control for height adjustment.



Accessories:

1

Mobile Version 200.021

4 additional castors diam. 75 mm at the head end section, castors at the foot end section as standard.

2

Paper roll holder 200.093

for paper rolls up to 590 mm width, fitting at foot section

Paper roll 200.103

500 mm wide, 50 m roll, (w/o ill.)

3

Filling for nose inlet 200.437

Surcharge for coloured chassis 200.653

acc. to colour chart




Large height adjustment range from 570 to 900 mm for easy mounting and optimal treatment position. Curved, rounded upholstered surface for a secure and comfortable patient positioning. Two castors at the foot end for an easy displacement when lifted at the head end.



4 Colours for leatherette upholstery in "classic" quality without surcharge
13 Colours for leatherette upholstery in "comfort" quality (surcharge 200.851/200.852).
Please see pages 26 and 27.
Standard powder-coating colours for frame: RAL 9002, RAL 9006 or RAL 9007,
Please indicate desired colour upon order placement.

varimed® Universal examination and treatment couches

Description



Universal examination couch € 211.175


chromium-plated rectangular steel tube frame, mid-section can be used as back rest, stainless steel rinsing basin, clamps for leg supports, levelling feet, longitudinal bracing, 70 mm thick foam rubber upholstery. Adjustments: head section up to +35°, back section up to +35°, pelvic elevation up to +35°. Safe working load: 225 kg.

Paper roll holder 200.097

for paper roll up to 500 mm width

Mobile version also available at extra charge (model no. 200.001).

Special dimensions not possible.



Universal examination couch 211.325 – phase-out model –

electric-powered height adjustment from 630 to 960 mm via foot control. Mid-section can be used as backrest, head and seat section manually adjustable up to +35°, stainless steel rinsing basin, clamps for leg supports. 70 mm thick upholstery in Schmitz colours. Powder coated chassis, grey white RAL 9002, white aluminium RAL 9006 or grey aluminium RAL 9007, with 2 castors at the head. Stationary feet and cap of castors in black of plastic material. Connection cable of 2.00 m with mains plug. Safe working load: 225 kg.

Special dimensions of couches not available!

Security device:

Locking switch to activate or deactivate the foot control for height adjustment.



1

Paper roll holder 200.093

for paper rolls up to 590 mm width, fitting at head section

Paper roll 200.103

500 mm wide, 50 m roll, (w/o ill.)



5

Side rail 200.440

at head section, 320 mm long



2

Sliding cushion 200.435

for seat section, leatherette cover acc. to colour chart



6

Infusion pole 200.460

stainless steel, upper part with 4 hooks, attachment clamp and ball-and-socket joint adjustment, range of adjustment 410 mm, fitted to side rail 200.440, safe working load: 2 kg (per hook)



3

Leg support 200.408

shaped plastic support, with fastening strap, chromium-plated rod



7

Leg support 202.220

Goepel type, black integral foam pad, with fastening strap, stainless steel 18/10 rod



4

Leg support 202.227

Goepel type, covered integral foam pad, in silver-grey, with fastening strap, stainless steel 18/10 rod



8

Arm rest 202.107

plastic board, integral foam pad, antistatic, with attachment strap, stainless steel clamp, one-touch swivelling through 180° and horizontal as well as vertical adjustment, height adjustable, width 150 mm, length 600 mm. (needs side rail 200.440)

Surcharge for coloured chassis 200.654

acc. to colour chart for 211.325

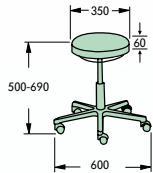
varimed®
Stools, swivel stools
Examination seats



Model No.

Description

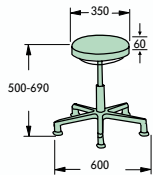
222.281



Swivel stool

5-arm powder coated aluminium base, RAL 9005, friction braked double castors for smooth floors, height adjustment by means of "anatomic-lift" gas spring, with hand ring release, chromium-plated column, seat upholstered with leatherette. Please specify double castors for use on carpeting upon order, if required.

222.291



Swivel stool

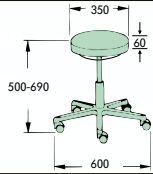
as 222.281, but **with floor glides**.

200.800

Surcharge

for powder coated base according to colour chart; chromium-plated column (for Model No. 222.281 and 222.291).

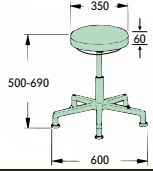
222.276



Swivel stool

5-arm polished aluminium base with friction-braked double castors for smooth floors, height adjustment by means of "anatomic-lift" gas spring, with hand ring release, leatherette upholstered seat. Please specify double castors for use on carpeting upon order, if required.

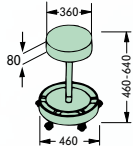
222.266



Swivel stool

5-arm polished aluminium base **with floor glides**, height adjustment by means of "anatomic-lift" gas spring with hand ring release, leatherette upholstered seat.

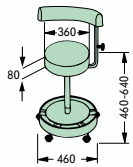
222.155



Examination seat*

specially designed upholstered seat with leatherette cover acc. to colour chart, height adjustment from 460 to 640 mm by means of gas spring, with foot ring release.

222.157



Examination seat*

specially designed upholstered seat with leatherette cover acc. to colour chart, height adjustment from 460 to 640 mm by means of gas spring, with foot ring release, foam rubber backrest with leatherette cover.

* 5-arm pedestal powder coated in grey aluminium RAL 9007, with antistatic plastic castors of 50 mm for smooth floors, with circular black bumper

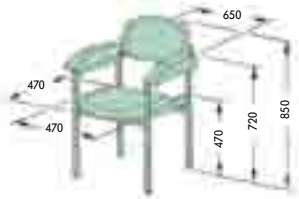


221.186

Upholstery "classic" silver-grey 55

Model No.

221.186



200.661



251.152
200.173

251.132
200.173

Description

Examination/Blood donation chair €€

base of rectangular tube, powder coated in RAL 9002, RAL 9006 or RAL 9007, seat, backrest and armrests upholstered in "classic" black 57 leatherette. Safe working load: 225 kg.

Surcharge special coloured finish of frame acc. to colour chart

**3 more colours for leatherette upholstery in "classic" quality (surcharge 200.850)
13 colours for leatherette upholstery in "comfort" quality (surcharge 200.856).
Please see pages 26 and 27.
Standard powder-coating colours for frame: RAL 9002, RAL 9006 or RAL 9007,
Please indicate desired colour upon order placement.**



242.226

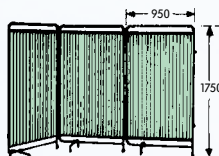
242.226



Drip-feed stand €€

chromium-plated frame, 5-arm base with castors diam. 50 mm, antistatic, upper section with 4 suspension hooks, drip glass, height adjustment with one hand from 1,270 to 2,120 mm, disassembled. Safe working load: 2 kg (per hook)

251.131



Bed screen – phase-out model –

1 part, grey-white frame RAL 9002, without curtain.

251.141

Bed screen – phase-out model –

as 251.131, but 2 parts, without curtain.

251.151

Bed screen – phase-out model –

as 251.131, but 3 parts, without curtain.

251.132

Bed screen

1 part, chromium-plated frame, without curtain.

251.142

Bed screen

as 251.132, but 2 parts, without curtain.

251.152

Bed screen

as 251.132, but 3 parts, without curtain.

Accessories for bed screens:

200.172

Plastic curtain

grey white

200.173

Linen curtain

white

varimed[®] medi-net General purpose tables Equipment tables

medi-net equipment table 233.606,
frame grey aluminium RAL 9007



medi-net general purpose table 233.601
with 1 x addl. drawer 201.300



medi-net equipment table 233.607,
frame white aluminium RAL 9006



medi-net general purpose table 233.601
with 2 x addl. drawers 201.300



medi-net general purpose table 233.601
medi-net general purpose table 233.701,
frame grey white RAL 9002



varimed® medi-net nest tables Accessories for medi-net tables

medi-net nest table 233.621
medi-net nest table 233.721,
frame grey white RAL 9002



medi-net general purpose table 233.601
with accessories for injecting location:
201.117, 201.151, 201.170, 201.260



medi-net general purpose table 233.601
with accessories for ergometry
measuring workstations 201.130
(w/o apparatus)



medi-net general purpose table 233.701 + 201.005
with accessories for home dialysis 201.180, 201.125
(w/o apparatus)



Dressing dispenser 201.141



Console 201.180



Infusion pole 201.125

Cannula and syringe dispenser 201.151



Ampule opener „Cupfix“ 201.260



„Medi-Müll“ disposal set 201.270



Cannula and syringe dispenser 201.161



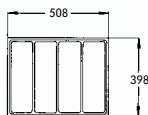
Refuse collector 201.280



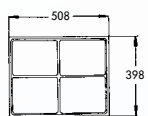
1 round stainless steel tray 201.117



Cannula and syringe dispenser 201.165

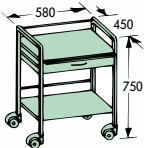
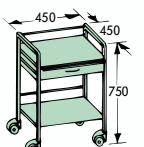
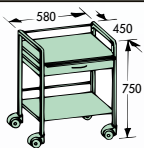

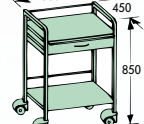

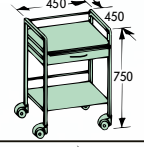

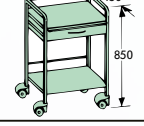
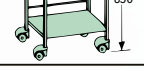
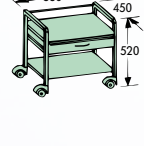



Drawer inset 201.211 plastic



Drawer inset 201.210 plastic

varimed® medi-net General purpose tables Equipment tables, nest tables Accessories

Description	Model No.
<p>medi-net equipment table powder coated grey white RAL 9002, white aluminium RAL 9006 or grey aluminium RAL 9007, rectangular steel tube frame of 580 mm width, collapsible, 1 drawer with black galvanized ball bearing precision runners, table top, shelf and drawer front, pearl white 60, plastic veneers, handle for drawer front, powder coated in grey white RAL 9002, white aluminium RAL 9006 or grey aluminium RAL 9007. Clad double castors diam. 75 mm. Cannot be fitted with additional drawers.</p>	<p>233.606  Frame powder coated, 1 drawer, height 750 mm</p>
<p>medi-net equipment table powder coated grey white RAL 9002, white aluminium RAL 9006 or grey aluminium RAL 9007, rectangular steel tube frame of 450 mm width, collapsible, 1 drawer with black galvanized ball bearing precision runners, table top, shelf and drawer front, pearl white 60, plastic veneers, handle for drawer front, powder coated in grey white RAL 9002, white aluminium RAL 9006 or grey aluminium RAL 9007. Clad double castors diam. 75 mm. Cannot be fitted with additional drawers.</p>	<p>233.607  Frame powder coated, 1 drawer, height 750 mm</p>
<p>medi-net general purpose tables mobile, with 4 clad double castors diam. 75 mm, chromium-plated or powder coated grey white RAL 9002, white aluminium RAL 9006 or grey aluminium RAL 9007, rectangular steel tube frame of 580 mm width, collapsible, drawers with black galvanized ball bearing precision runners, handle for drawer front, powder coated in grey white RAL 9002, white aluminium RAL 9006 or grey aluminium RAL 9007, table tops, shelves and drawer fronts in pearl white 60, plastic veneers.</p>	<p>233.601  Frame chromium-plated, 1 drawer, height 750 mm</p> <p>233.701  Frame powder coated, 1 drawer, height 750 mm</p>
<p>Fitting of 2 drawers max. in addition to the standard drawer for table models 233.601/701! Fitting of 3 drawers max. in addition to the standard drawer for table models 233.611/711!</p>	<p>233.611  Frame chromium-plated, 1 drawer, height 850 mm</p> <p>233.711  Frame powder coated, 1 drawer, height 850 mm</p>
	<p>201.300 1 additional drawer, with handle</p>
<p>medi-net general purpose tables mobile, with 4 clad double castors diam. 75 mm, chromium-plated or powder coated grey white RAL 9002, white aluminium RAL 9006 or grey aluminium RAL 9007, rectangular steel tube frame of 450 mm width, collapsible, drawers with black galvanized ball bearing precision runners, handle for drawer front, powder coated in grey white RAL 9002, white aluminium RAL 9006 or grey aluminium RAL 9007, table tops, shelves and drawer fronts in pearl white 60, plastic veneers.</p>	<p>233.602  Frame chromium-plated, 1 drawer, height 750 mm</p> <p>233.702  Frame powder coated, 1 drawer, height 750 mm</p>
<p>Fitting of 2 drawers max. in addition to the standard drawer for table models 233.602/702! Fitting of 3 drawers max. in addition to the standard drawer for table models 233.612/712!</p>	<p>233.612  Frame chromium-plated, 1 drawer, height 850 mm</p> <p>233.712  Frame powder coated, 1 drawer, height 850 mm</p>
	<p>201.301 1 additional drawer, with handle</p>
<p>medi-net nest tables mobile, with 4 clad double castors diam. 50 mm, chromium-plated or powder coated grey white RAL 9002, white aluminium RAL 9006 or grey aluminium RAL 9007, rectangular steel tube frame of 580 mm width, collapsible, drawers with black galvanized ball bearing precision runners, handle for drawer front, powder coated in grey white RAL 9002, white aluminium RAL 9006 or grey aluminium RAL 9007, table tops, shelves and drawer fronts in pearl white 60, plastic veneers, height 520 mm.</p>	<p>233.621  Frame chromium-plated, 1 drawer, height 520 mm</p> <p>233.721  Frame powder coated, 1 drawer, height 520 mm</p> <p>201.300 1 additional drawer, with handle</p>
<p>Fitting of 2 drawers max. in addition to the standard drawer for table models 233.621/721!</p>	

Surcharges:

- 200.660** for coloured frame acc. to colour chart (not possible for 233.606 and 233.607)
- 200.665** for coloured handle acc. to colour chart (not possible for 233.606 and 233.607)

Safe working load of medi-nets:
Totally: up to 50 kg
Drawer: up to 10 kg
Top/shelf: up to 20 kg

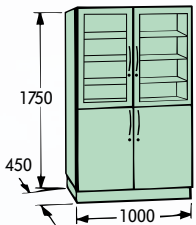
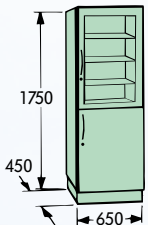
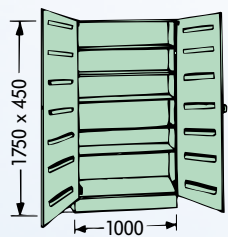
Model No.	Description	Model No.	Description	Model No.	Description
201.300	1 drawer with handle, running rails, for subsequent fitting, for 580 mm wide medi-nets (internal dimensions: 510 x 413 x 90 mm, W x D x H)	201.301	1 drawer as 201.300 but for 450 mm wide medi-nets (internal dimensions: 380 x 413 x 90 mm, W x D x H)	201.004	2 castors with locking device diam. 50 mm for 233.621 and 233.721
201.005	2 castors with locking device diam. 75 mm	201.117	1 round stainless steel tray diam. 320 mm, with fixing clamp 201.190, diam. 10 mm	201.125	Infusion pole € 2-section, with 4 hooks and fixing clamp 201.192, diam. 18 mm, safe working load: 2 kg (per hook)
201.130	Cable guide fixing clamp 201.191, diam. 16 mm	201.141	Dressing dispenser pearl white, requires fixing brackets 201.170	201.151	Cannula and syringe dispenser pearl white, requires fixing brackets 201.170
201.161	Cannula and syringe dispenser grey, first in/first out system, with twin set incl. swab dispenser, requires fixing brackets 201.170	201.164	Cannula and syringe dispenser grey, first in/first out system, without right twin set as for 201.161, requires fixing brackets 201.170	201.165	Cannula and syringe dispenser grey, first in/last out system, with twin set incl. swab dispenser, requires fixing brackets 201.170
201.166	Cannula and syringe dispenser grey, first in/last out system, without twin set, requires fixing brackets 201.170	201.170	Fixing bracket 1 pair, for use with 201.141, 201.151, 201.161, 201.164, 201.165 and 201.166	201.171	Fixing rail for wall fastening of 201.141 and 201.151
201.180	Console stainless steel with fixing brackets, for 580 mm wide medi-nets only	201.180	Fixing clamp	201.210	Drawer inset plastic, for 580 mm wide medi-nets only
201.190	diam. 10 mm	201.191	diam. 16 mm	201.211	Drawer inset plastic, for 580 mm wide medi-nets only
201.192	diam. 18 mm	201.260	Ampule opener "Cupfix" with fixing clamp	201.270	"Medi-Müll" disposal set 1,5 l 20 boxes made of polypropylene with red lid, with holder
201.271	"Medi-Müll" spare boxes 1,5 l carton of 100 boxes, without holder	201.272	Holder as 201.270, however without boxes. (Holders for different systems upon request)	201.280	Refuse collector with roll of bags, powder coated grey white
201.285	Roll of spare bags for 201.280				

varimed® Instrument cupboards, Medicine cupboards, Accessories

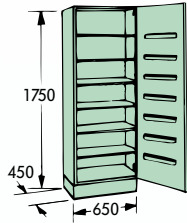
Instrument cupboards
271.512, 271.514

Medicine cupboards 271.611, 271.614
with medicine compartment 200.294




Model No.	Description
<p>271.512</p>  <p>200.704</p> <p>200.706</p> <p>200.722</p>	<p>Instrument cupboard top: 2 wide-opening hinged doors set in sealed frames with structured glass embedded in rubber, with lock and bar handles, 3 adjustable glass shelves 200.333, bottom: 2 hinged sheet steel doors, with lock and bar handles, 2 adjustable glass shelves 200.333</p> <p>Accessories: Surcharge for powder coated cabinet body acc. to colour chart Surcharge for powder coated hinged doors acc. to colour chart Surcharge for powder coated base acc. to colour chart</p>
<p>271.514</p>  <p>271.515</p> <p>200.705</p> <p>200.707</p> <p>200.723</p>	<p>Instrument cupboard top: 1 hinged door, RH hinges, set in sealed frames with structured glass embedded in rubber, with lock and bar handle, 3 adjustable glass shelves 200.334, bottom: 1 hinged sheet steel door, RH hinges, with lock and bar handle, 2 adjustable glass shelves 200.334</p> <p>Instrument cupboard same as 271.514, but LH hinged doors</p> <p>Accessories: Surcharge for powder coated cabinet body acc. to colour chart Surcharge for powder coated hinged doors acc. to colour chart Surcharge for powder coated base acc. to colour chart</p>
<p>271.611</p>  <p>200.704</p> <p>200.708</p> <p>200.722</p>	<p>Medicine cupboard 2 hinged sheet steel doors, with lock and bar handles, 5 adjustable plastic shelves 200.344, 14 adjustable plastic containers 200.151 set in the inner side of doors</p> <p>Accessories: Surcharge for powder coated cabinet body acc. to colour chart Surcharge for powder coated hinged doors acc. to colour chart Surcharge for powder coated base acc. to colour chart</p>

Model No.	Description
271.614	Medicine cupboard 1 hinged sheet steel door, with lock and bar handle, RH hinges, 5 adjustable plastic shelves 200.345, 7 adjustable plastic containers 200.151 set in the inner side of doors
271.615	Medicine cupboard same as 271.614, but LH hinged door
200.705	Accessories:
200.709	Surcharge for powder coated cabinet body acc. to colour chart
200.723	Surcharge for powder coated hinged doors acc. to colour chart Surcharge for powder coated base acc. to colour chart



Accessories:

200.298		Poison cupboard/safe 200.298 with 1 shelf, security grade N, ECBS/VdS (Authority on Safety and Security) tested, meets safety requirements ECG S/VdS, EN 1143-1, §15 of German Narcotics Law. Inner dim.: 250 x 348 x 294 mm, outer dim.: 340 x 430 x 390 mm (w x d x h), weight: 43 kg. Installation of the cabinet with interior poison cupboard/safe at site by means of special dowels, plugged through the back side into the concrete wall of solid construction behind. Please consider the relevant safety and assembly instructions!
----------------	--	---

Model No.	Description	Model No.	Description	Model No.	Description
200.151	Medicine tray plastics, 390 x 80 x 45 mm, for medicine cupboards 272.611, 271.614 and 271.615	200.293	Medicine compartment lockable, sliding doors with cylinder lock, with 1 shelf, for 271.611	200.294	Medicine compartment lockable, sliding doors with cylinder lock, with 1 shelf, for 271.614 and 271.615
200.333	Raw glass shelf for instrument cupboard 271.512	200.334	Raw glass shelf for instrument cupboards 271.514 and 271.515		
200.344	Shelf plastics, for 271.611	200.345	Shelf plastics, for 271.614 and 271.615		


Ordering instructions:

We are requesting the following information upon placing an order for cabinet(s):
 Cabinet body: RAL 9002 (standard) or acc. to our colour chart at extra charge
 Hinged doors: RAL 9002 (standard) or acc. to our colour chart at extra charge
 Base: RAL 9005 (standard) or acc. to our colour chart at extra charge
 Bar handles: acc. to our colour chart, w/o surcharge


Colours for powder coated finishes and upholsteries

Material description


Powder coated finishes



grey white RAL 9002



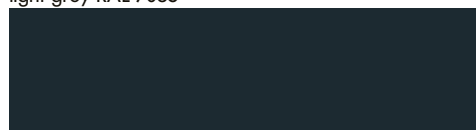
pure white RAL 9010



alabaster grey RAL 0007500*



light grey RAL 7035



anthracite grey RAL 7016




jet black RAL 9005



white aluminium RAL 9006



grey aluminium RAL 9007



rape yellow RAL 1009050*



signal yellow RAL 1003



yellow orange RAL 0506060*



light ivory RAL 1015




sahara beige RAL 0607030*




copper brown RAL 8004



antique pink RAL 3014



pastel lilac RAL 3108010*



jade green RAL 1808010*




fir green RAL 1703020*




lemon green RAL 1008060*



leaf green RAL 1206050*



turquoise blue RAL 5018



white blue RAL 2408015*



light blue RAL 2606030*



sapphire blue RAL 5003

Leatherette comfort



mint green 80



moss green 81




caribbean blue 82



atlantic blue 83



blossom white 84



parchment beige 85



gold yellow 86



tobacco brown 87

*RAL shades



granite grey 89



platinum grey 90



titan grey 91



red carmine 92



natural brown 93

Materials

Cabinet bodies, doors, claddings, and bases as well as of sheet steel. Frames of round or rectangular steel tube.

Castors

All castors are resistant to abrasions.

Handles

of ergonomic design, distance of holes: 192 mm. The bowed bar handles are chemical resistant, easy to clean and to disinfect.

Powder coated finish

of high quality, multilayer gloss paint of extreme knock and scratch resistance. Easy to clean. Resistant to climatic conditions and disinfectants.

Standard finish of tubular steel frames: e.g. for couches: grey white RAL 9002, white aluminium RAL 9006, grey aluminium RAL 9007 or chromium plated. Please refer to the different model descriptions.

Frames of couches, medi-net trolleys or stool bases are also available in different colours at extra charge. Please refer to our colour chart.

Standard finish of cabinet bodies is grey white RAL 9002; hinged doors grey white RAL 9002; standard finish of cabinet bases is jet black RAL 9005; handles are in grey white RAL 9002.

The Schmitz colours acc. to the colour chart are available without surcharge for handles.

Different finishes for cabinet bodies, hinges doors and bases acc. to our colour chart at extra charge.

Further special powder coatings acc. to RAL colour chart on request!

Upholstery

Foamed material on a support plate, with first-class, hard-wearing leatherette covers in two qualities.

Leatherette comfort:

13 colour tones
Wear-resisting material, with high resilience and flexibility providing excellent sitting and lying comfort. Grained surface.

Available for an additional charge.
Please refer to our price list.

Leatherette classic:

4 colour tones
Hard-wearing, flexible material. Smooth surface.

Available at no extra charge.

We recommend:

Special cleaner for leatherette
Model no. 2019878
500 ml spray bottle
(packaging unit 3 bottles)


Cleaning set for leatherette

Model no. 2026973

1 x 500 ml spray bottle and a brush

Please refer to our separate operating manual for upholsteries for detailed information on cleaning and disinfection of upholsteries.

Leatherette classic



white 53



silver grey 55



ocean 52



black 57

Due to technical reasons minor colour deviations are possible.



Schmitz u. Söhne GmbH & Co. KG

P. O. Box 14 61
58734 Wickede (Ruhr)
Germany (postal address)
Zum Ostenfeld 29
58739 Wickede (Ruhr)
Germany (visiting address)
Phone +49 (0) 2377-84-0
Fax +49 (0) 2377-84-135
www.schmitz-soehne.com
export@schmitz-soehne.de

Technical service, hotline:
Phone +49 (0) 2377 84549
Fax +49 (0) 2377 84210
service@schmitz-soehne.de

All articles including corresponding accessories marked with the CE label meet the standards for medical devices acc. to MPG and the EC regulation 93/42/EEC.



The products may only be used for their intended purpose of use. Please also observe our operating manual!

Schmitz abroad: Switzerland

SCHMITZ AG
Schloss-Strasse 67
8207 Schaffhausen
Phone +41 (0) 52 6 43 25 05
Fax +41 (0) 52 6 43 26 91
f.poncet@bluewin.ch

SCHMITZ AG
François Poncet
Chemin de Bois 32
1020 Renens VD
Phone +41 (0) 21 6 91 74 66
Fax +41 (0) 21 6 91 74 62
Mobile 079-2128334
f.poncet@bluewin.ch

Spain

SCHMITZ u. Söhne Ibérica S.L.
Centro de Negocios Tartessos
Edificio Artemisa
C/ Pollensa, n° 2 – Oficina 3
28290 Las Rozas (Madrid)
Phone +34 (0) 91 6 40 45 14
Fax +34 (0) 91 6 36 63 05
schmitz@schmitz.es

Italy

SCHMITZ ITALIA S.r.l.
Daniela Capeletti
Piazza Garibaldi 20
15076 Ovada (AL)
Phone +39 (01 43) 8 03 50
Fax +39 (01 43) 83 42 53
Mobile 349-6338723
info@schmitz-italia.it
www.schmitz-italia.it

France

SCHMITZ FRANCE SAS
27, rue du Lieutenant Colonel Prévost
69006 Lyon
Phone +33 (0) 3 83 22 94 67
Fax +33 (0) 3 83 22 87 66
info@schmitz-france.fr

Russia and Eastern Europe

Schmitz u. Söhne GmbH & Co. KG
Sergey Kosolapov
Bornaische Str. 180
04279 Leipzig
Germany
Phone +49 (0) 3 41 3 37 80 34
Fax +49 (0) 3 41 3 37 80 35
Mobile +49 (0) 1 52 0 90 77 05 8
kosolapov@schmitz-soehne.de

China

Schmitz u. Söhne GmbH & Co. KG
Guangzhou Representative Office
World Trade Centre,
North Tower 3105
Huan Shi East Road 371-375
Guangzhou 510095
Phone +86 (0) 20 87 61 33 01
Fax +86 (0) 20 87 60 39 23
info@schmitz-soehne.cn

Latin America

Schmitz u. Söhne GmbH & Co. KG
Alfredo Gentile
Av. Córdoba 1513 Piso 8, Oficina A
Buenos Aires, Argentina
Phone +54 (0)11 4811 4642
Fax +54 (0)11 4811 4642
Mobile 0911 6887 2086
gentile@schmitz-soehne.de



The complete Schmitz-products range



Gynaecology, Urology and Proctology
The perfect equipment to meet all requirements



DIAMOND
A class of its own



OPX Operating Tables for Out-patient Departments and Operating Theatres
Unique Flexibility and Reliability



varimed®
Furniture for OR theatres and day-surgery



STL 285, STS 282, STX 280
The Patient Transport Systems for Emergencies, Outpatient Depts., Intensive Care and X-Ray



varimed®
The trolleys – our experts for everyday clinical practice



Partura®
The Schmitz delivery table comfortable and safe delivery – with focus on pre-ventive obstetrics